


BITO Access Kit
for pallet live storage racking



A BIT OF
PRODUCTS.



www.bitto.com



BITO
STORAGE
SOLUTIONS

BITO Access Kit

Your solution for safe access into pallet live storage lanes

The **Pallet Live Storage Access Kit** provides convenient and safe access to pallet flow lanes for fault analysis, troubleshooting and maintenance.



Product advantages:

- ✓ Simple and safe troubleshooting in pallet live storage lanes
- ✓ Prevents accidents
- ✓ Safe and comfortable walking on non-slip boards that are placed on the roller lanes
- ✓ Certified to the relevant health and safety at work regulations
- ✓ Optimum protection of racking components during repair and maintenance work

Staff safety has top priority

BITO Access Kit for pallet live storage racking

The **Pallet Live Storage Access Kit** enables safe troubleshooting, repair, maintenance and cleaning in live storage lanes.



Troubleshooting:

Safe de-blocking of pallets that got stuck in a flow lane, easy correction of malfunctions due to other causes.



Maintenance:

Safe repair and maintenance work in the racking lanes.



Cleaning:

Convenient and safe cleaning of racking components.

- Operator safety is guaranteed at all times: Certified anchor points on racking uprights allow to access all racking levels.
- Firm footing on non-slip boards that are placed on the roller lanes.
- Problems can be identified and fixed without any risk of being overrun by blocking "trouble" pallets.
- Improved general occupational safety
- One-time investment

The BITO Access Kit has been designed in close cooperation with the Department of Trade and Product Logistics of the German Accident Insurance Association (DGUV).

Watch our product video:



www.youtube.com/watch?v=l2b59KbjxAs&t=10s

A **BIT OF** YOUR LIFE.

Components

Stay safe with the BITO Access Kit for pallet live storage racking




- 1 BITO-easyHOOK
- 2 Connecting board
- 3 Intermediate board
- 4 Starting board
- 5 Hard hat (optional)
- 6 Body harness
- 7 Fall arrester
- 8 Holding device for the FlowStop load separator
- 9 Pallet blocker "light duty"
- 10 Pallet blocker "heavy duty"
- 11 Twist-lock carabiner

Starter kit

- 5 BITO-easyHOOK anchors
- 5 twist-lock carabiners
- 1 pallet blocker "heavy duty"
- 1 pallet blocker "light duty"
- 1 holding device for the FlowStop load separator
- 1 fall arrester
- 1 body harness
- BITO boards to cover roller lanes:
 - 1 starting board
 - 1 intermediate board
 - 4 connecting boards

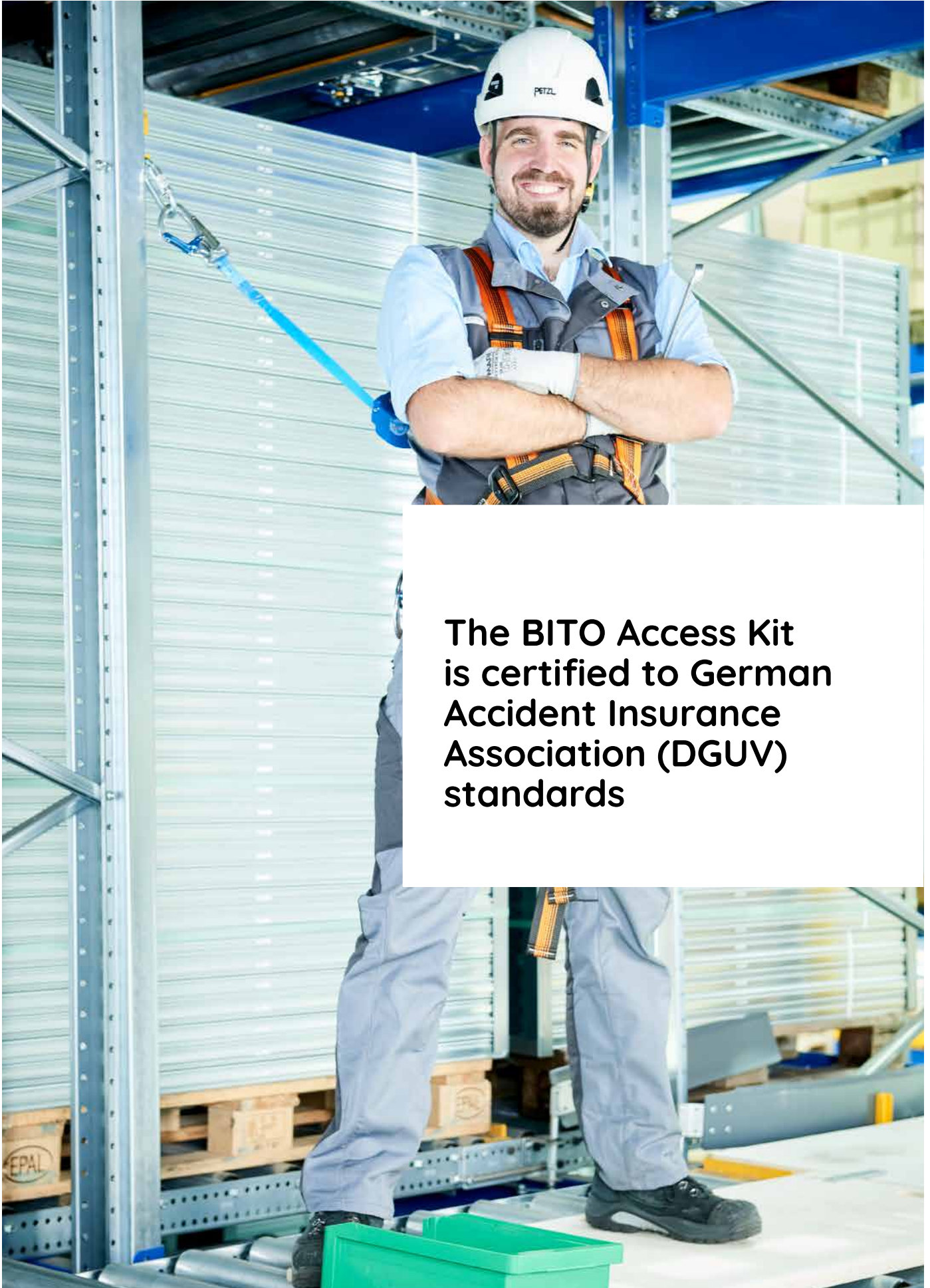
Add-on kit

- 1 BITO-easyHOOK anchor
- 1 twist-lock carabiner
- 1 connecting board



**The easy way to comply
with safety regulations**





**The BITO Access Kit
is certified to German
Accident Insurance
Association (DGUV)
standards**

Safe access into pallet live storage lanes

Step-by-step guide



1. Select a safe anchor point for fitting the BITO easyHOOK, lock in the twistlock carabiner.



2. Open the door of the maintenance basket and place the starting board into the lane adjacent to the "trouble" lane.



3. Swing activator of the FlowStop load separator to the side and secure it with the holding device.



4. Push the intermediate board up to the yellow divider rail of the load separator.



5. Place connecting boards into the lane until you reach the trouble point.



+1 410 892 6658

WE TAKE THE TIME
TO GIVE ADVICE.

BITO Storage Solutions US, Inc.

10621 Iron Bridge Road, Suites M-N
US-20794 Jessup (MD)
Phone: +1 410 892 6658

sales@us.bito.com

www.bito.com



You can also join us online.



www.bito.com

A BIT OF YOUR LIFE.

